
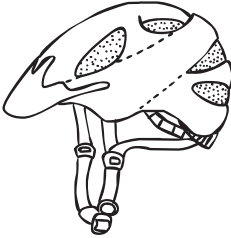


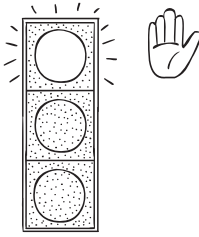




Student's Worksheet 1

UNIT 6 Tiger values – Bike safety



Look, read and circle.

1.		a. Check the lights. b. Check the brakes.
2.		a. Check the brakes. b. Wear a helmet.
3.		a. Look left. b. Look right.
4.		a. Wear a helmet. b. Check the lights.
5.		a. Ride in a straight line. b. Stop at the red light.
6.		a. Look right. b. Look left.
7.		a. Stop at the red light. b. Ride in a straight line.

Student's Worksheet 2
UNIT 6 Tiger values – Bike safety



Design your own helmet.

